

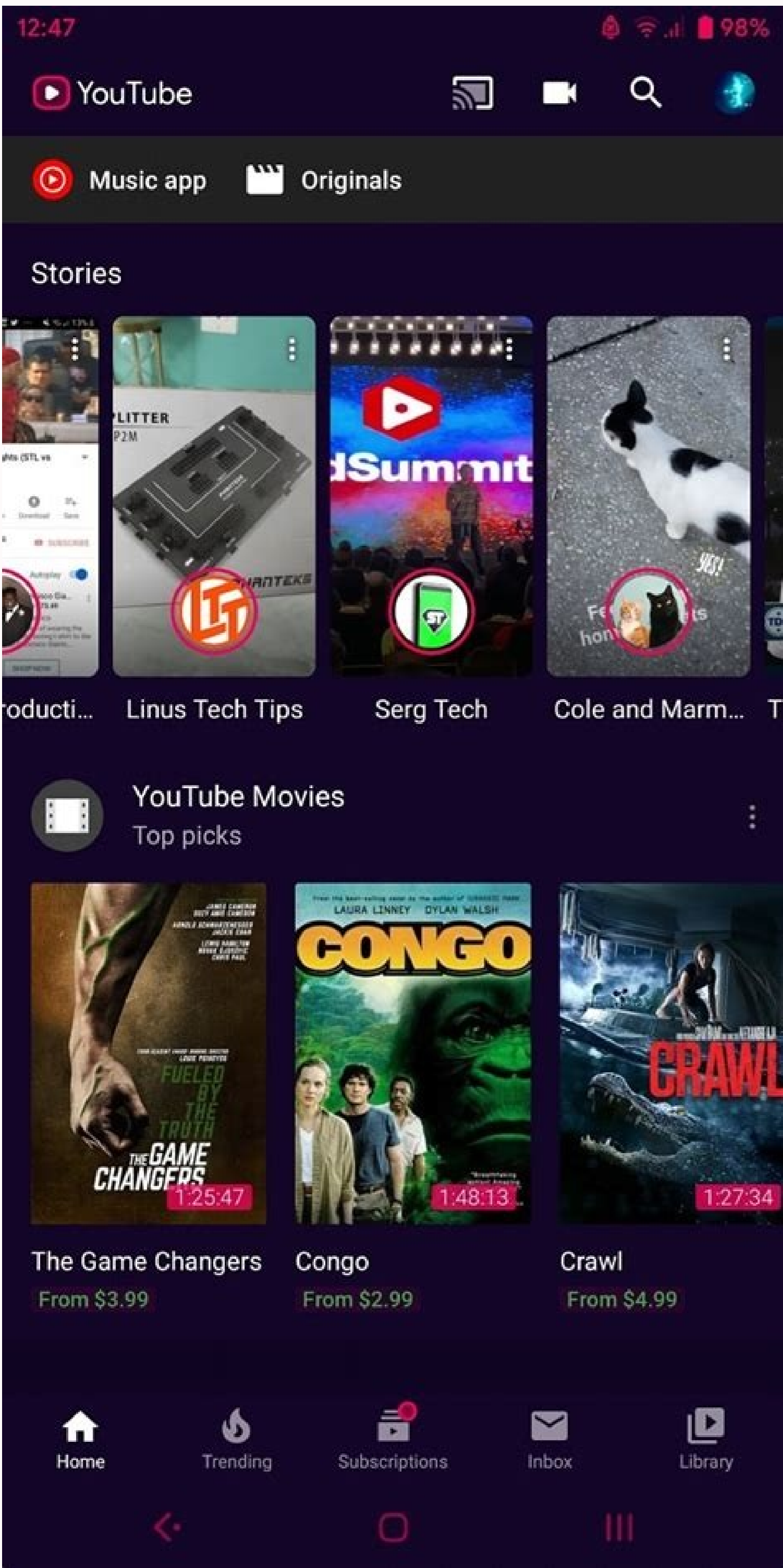
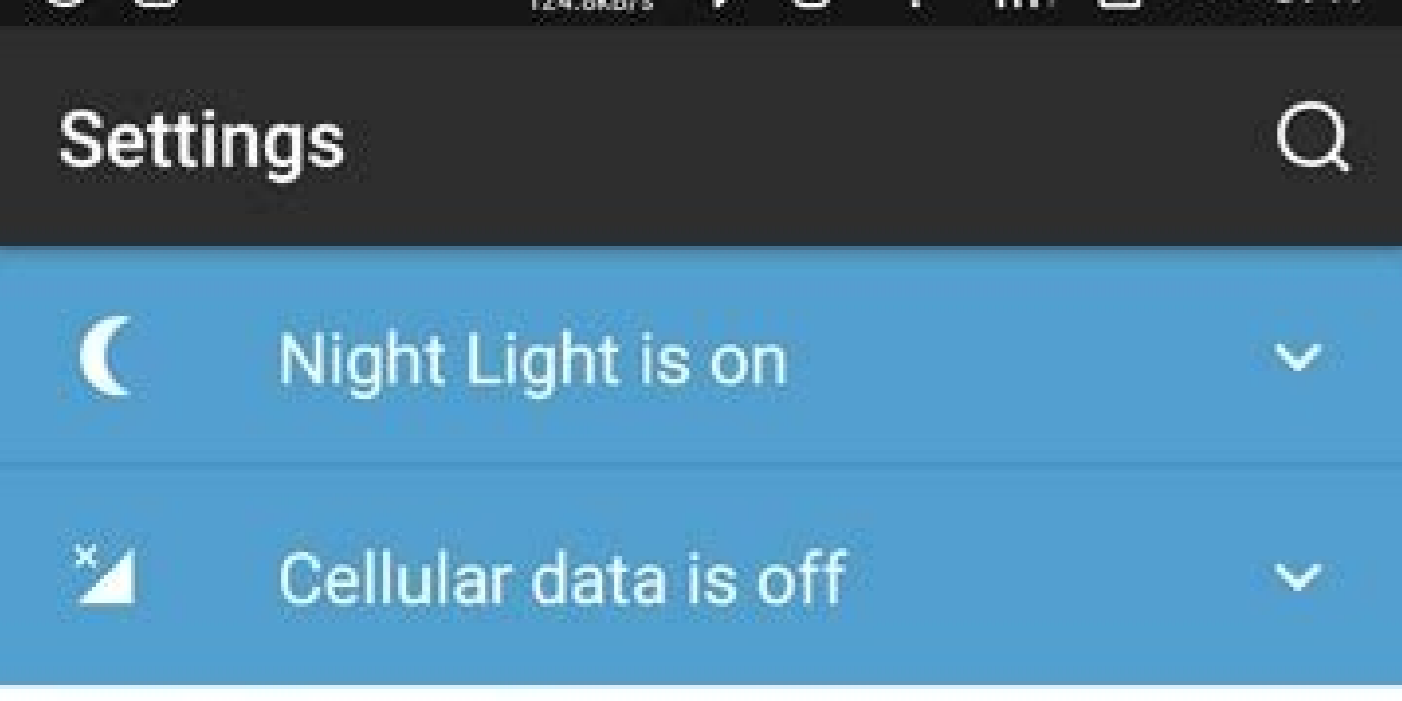


Ios substratum theme

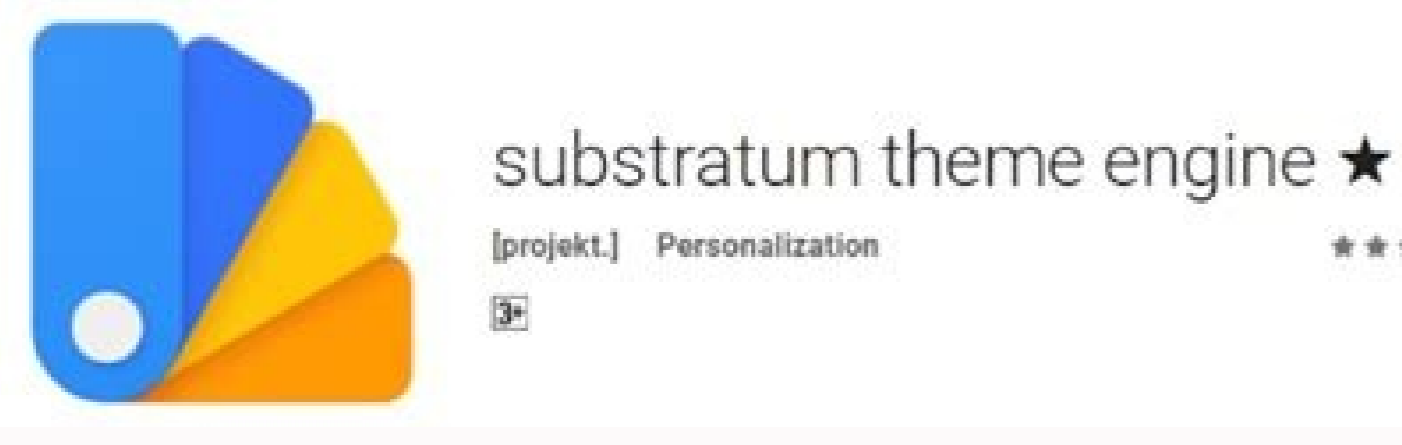

I'm not robot  reCAPTCHA

Continue





Personalization



Does ios have themes. Ios substratum theme apk. How to apply substratum theme.

The layer manager was originally created as a former successor to the product. Theme Substrate Engine (available in the gaming industry) is often used by Android enthusiasts with Android 6.0 - Android 10.0. The aim is to adapt system topics to Sony Overlay Mons and older system overlap - -Pass. The pad is one of the hottest engines of your rooted Android device. This video is an introduction to the substrate and contains some of the amazing things that this amazing program allows you to. The creators of popular watermark problems have recently found a way to allow user topics on the Android Oreo trouble-free device. This video shows how you can get it to your phone. Enjoy! The list of motifs, our community has recorded more than 10,000 different motifs to the Google Play store. Themes can create and edit any resources in each program, which gave them freedom to create their own package of resources that they can buy and share. Mixel & Match# you can also activate multiple topics at the same time. Did you want a particular program to be blue, but another program was green? You can do this by activating one overlap theme and creating a new over-over-topic on another. You can not only create a motif that is a topic such as B. Rose Accents, but you can even more adapt the motif by selecting the colors or character styles individually depending on each program. The above-mentioned wallpapers# themes can also be the custom gallery of the cloud wallpaper gallery that is updated regardless of the package of items. If the user uploads the theme, you can add/take background images as needed - up to 1000 photos! Stream compilation# Our mobile version of Android Assets Packaging Tool (AAP), which Android Studio often uses to create and store on your computer, we have compiled directly on the device. We have created our own overlap -SAL files directly on a device that will later be installed in the system management system, as hundreds of overlay can be activated at the same time. Regardless of whether the priority is replaced by the towing system or problematic overlap, the newly updated Gmail application is deactivated! If the overlap is allowed/deactivated, changesOriginally designed as an old product, manager, heir, substrate theme engine (available at the Play store), is widely used by Android 6.0 - Android 10.0 among enthusiasts. The focus was on personalizing system topics using Sony Superposition Manager, as well as superpositions of the cushioned system resources. The substrate is one of the hottest motors of your rooted Android device. This video is an introduction to the base and reviews some great things that are possible with this impressive program. The creators of the latest substrate motifs have found a way to activate an individualized motif on any unknown Android Oreo device. This video shows how it works on your phone. Enjoy! Motive List # Our Community has created more than 10,000 different topics that can be downloaded from Google Play Store. Temer was able to create and modify any sources in any app that gave them the freedom to create their own resource package that consumers could buy and share. Mix and match # or did you want a particular program to be blue, but another program is green? This can be done by allowing the assembled coatings and a new superposition from each other. Adjust the topic # not only create the theme you want, such as pink accents, but you can even personalize this topic by choosing your colors or icon style individually based on the appearance. In tanks containing #Temers, your Clouds Background Wallpaper Gallery can also be updated regardless of the motives themselves. This means that when the user download the motif, the motive can be added/removed the background pictures as soon as you want - up to 1000 pictures if necessary! After creating a motif # we had our Android assets (AAP) package tools commonly used by Android Studio to create and create APK files on the desktop that make up the ACK files directly on devices. We have created our own Superposition APK files directly on the device that is installed on the device after Superposition Management System #, as we can activate hundreds of coverage at the same time, we have created a way to organize and install versions. The device, whether replacing priority when the system is attracted and dropped, is to turn off the problem superposition of the newly updated Gmail program! When the superposition is activated/off, it turns into the superposition of the app is immediately reflected with the modifications made in AOSP (from Android 7 to 8) already integrated into Android 9+. We had our substrate service directly interfering with the Superposition Manager service which activated and deactivated superposition in the background without putting pressure on the UI threads. Context profiles and themes updated automatically # Did you know that the day / night theme automatically changes on the latest phones? We built it above all other theme systems. You can have several profiles with a different super/different deactivated, or you can activate a certain theme at night and another theme during the day. Full list of bees used # - Java Mirror - Diffusion Receptors (Implicit and Explicit) - Services - IPC Llant Protocols - AOSP Framework Modifications - Creating our system service - Verification and authentication of encoding installation / encoding - Encoding - Program - rendered items validated by change system resources such as animations, characters, and opening sounds without modifying system resources. - Create a start-up rebuild routine to deactivate any overlap. - Mobile Flotui (Windows System) - Improved use of recyclers, adapters and models - Adaptability to low-level system configuration modifications on inexplicable changes. - AssetManager dynamic information recovery - Compilation, signature and installation of the APK on the device - Online database for Windows, wallpaper repository for the theme - Anti-pink algorithms to avoid monitoring illegally downloaded / illegally modified theme files - root / uroot for System mods - Excessive version control installed - ability to adapt theme packages installed by the application and "App" packages controlled by theme - allows the theme to identify the blacklist packages - allows the theme to add a welcome package - allows the independent Execution of the subfloor theme validation check is a popular theme theme that allows you to personalize every corner of your Android smartphone. If you want Dark Mode, there is a basic theme, if you want your phone to look like Android Q, there is also a basic theme to give your phone a festive atmosphere. I mean, there are so many basic themes out there and it's common to find the right one can be a difficult task, so here we are, we've compiled a list of the best foundation themes.Let's start by learning a little how to use the substrate. To get started, you need a rooted Android device (excluding Android Oreo) and Android Marshmallow or higher. After rooting the device, the installation is very simple. Just install the Substrate theme engine from the Google Play Store and give it a superuser. Then install your favorite Play Store theme. Once completed, open the Substrate theme engine and find all the themes installed there. Click on the topic and select all the items you want to activate. Check the box next to each item. Then click Set and install it by clicking the Floating button in the lower right corner. The application draws all the themes, but you still won't see any changes. Now restart the phone, it is important to restart after creating the theme, otherwise it will not be installed correctly. After the phone restarts, go to the Substratum theme engine and click the Options button in the top right corner and select Float UI. Click the User Interface button, select the theme and click Apply. You will see the effects immediately. You can add best 1st christmas themes to your android phone with this theme of substrate to add christmas theme. Replace the icons in the Christmas elements settings, add a dark background to the application and change the application load screen. Supported versions of Android: Nougat, Oreo, Pie, Samsung Experience and custom Roma based on AOSP. Check out the Christmas substrate theme (free). And while there are many applications that can do this, these applications vacuum resources running in the background. The Curve Substrate theme is a perfect theme if you want rounded corners. Supported Versions of Android: Oreo 8.1 and Android 9.0 (Stock and Custom ROM) Check Curve (Free) 3. DarkCroc DarkCroc is a material theme for Android that offers more accent colors. From amber and yellow to pink and purple, this theme features eleven accent colors. You can choose a slightly darker or more aggressive black background. The theme can also change the color of the announcement and quick settings, meaning you get a more consistent look and feel. Supported versions: Android 9 and above Check out DarkCroc (free) 4. Fuchsiaos substrat theme This theme is based on infamous Fuchsia developed by Google. The Fuchsia theme covers morePrograms, which means that you can motivate such programs as telephone, contacts, messages, maps, etc. Messages, states line, navigation tape and adding rounded corners. Although fuchsia is not yet in the public domain, there are some leaks based on this argument. Supported version of Android: Android 8.1 Oreo. See. Fuchsiaos (free) Topic 5. Navbary does not necessarily like the navigation tape on the Android screen, but the design is very inspiring. There are several manufacturers of original equipment, such as Sony, Axon, Sharp and others, offering various navigation stripes that you can add to your phone about this. It has about 24 different styles covering most surfer groups. Follow the instructions and change the navigation tape forever. Read: Android Notch programs are supported by Android versions: Android 7, 8, 9, but do not work properly on 8.1. View Navbar (free) 6. Pi Dark Android Cake is not yet available for most Android smartphones in the market. Pi Dark offers Android theme style themes for your Android Oreo. The topic will change the settings for Android Pie, add dark mode, rounded corners, rounded settings and quick messages. You can take care of your device or use Andromeda to use this topic on your phone. Supported versions of Android: Review of Android 8.1 OTT TTHEN PI Dark (free) 7. Pixel Theme Android storage - the best Android, no. The theme of the pixel substrate offers only storage capabilities. He offers a tape of stock navigation, a user interface with stock packages and dictionaries. You can change color and choose from pixel blue, gray, gray, red, purple, orange, lime, pink, brown, black and blue. Supported versions of Android: Android 8.0, 8.1, 9. View Pixel Theme (free) 8. Swift Black and Substrate Theme with more than 200 coating applications. This is impressive, as some thematic packages will cease to offer coincidences after updating the program. Swift Black can draw a constant imposition on your phone, where you captured most of the applications in dark mode. You can see a list of supported programs on the product page. Also read: "The best advice and recommendations of Samsung UI, supported versions of Android: Android Aosp Nugat, Oreo, Pie, Oxygena Oreo and Cakes, Cakes, Cakes and Cakes. Watch Swift Black (\$ 0.99) 9. I watch flat and dark topics Surprisingly, there is this bright topic that really selects the leagueFlat design, as well as weekly updates, retains the essential topic. It has a huge list of programs that can be displayed using this topic, including the system user interface, calculation, chromium, contacts, collectors, status band navigation, YouTube, Instagram, WhatsApp and more. Supported Android versions: Android 8.1 and 9.0. Try the Flatty Light (\$ 0.99) 10. Death red substrum theme offers nearly 30 application coatings in this substratum and adds a wonderfully handsome dark and red theme. Add red accents to "settings", change the look of programs like a play shop, contacts, collector, etc. It is a pity that the developer has stopped creating and is not working with newer versions of Android. You need to check that your Android version is supported. Supported Android versions: Android Nougat and Oreo. Check the Death Red Substratum theme (free) 11. Flux you may like a dark or lightweight theme, but if the design is not right for you, you will never believe in this theme. Flux installs the material UI to get a sophisticated thematic look. You can customize the theme for the default keyboard, accent colors, browsing ribbons, watch dials, buttons, sliders, third part applications and even start-up animation. Read: Best OnePlus 6T tips and tricks supports Android versions: Android (7.8.9), Oxygena, Samsung (Oreo 8.0, 9.0, Pie). Try Flux (\$ 0.99) 12. Default dark theme is one of the most popular base themes, the default dark theme, really matches its name. You can add three dark theme shades, messages, volume slider and quick settings on the screen background: darker, darker and black. In addition, the colors can be seamless or translucent, which complements many different customization features. If you are looking for a topic with the right dark theme, mark the box in the default dark theme. Supported Android versions: Android Nougat, Oreo, Pie, AOSP based on Rom. Check the default dark motif (free) 13. The letter is well, it is definitely not a substrate, but it has some great features. Most Android phones do not have the ability to replace fonts and corrects it. You can change the entire system font and customize your phone look. The program includes a collection of suitable fonts such as Open Sans, Oswald, Montserrat, Droid Serif and more. All you need to do to use the system font requires root and restart. Support Android version: Android 7 and later. Check the font (free) 14. Greyce Grayce is a substrate theme that allows you to change the main screen by highlighting colorsUser system interface, add a rounded search bar in the settings and change the appearance of the telephone application. It also has some wallpaper that you can use directly in the substrate application. This is a minimal theme package with minor changes, you should try. Supported Android versions: Android 7+, 8+ and 9+. Test Greyce (free of charge) 15. Vacuum: Q Style Inspired Android Q, vacuum designs - Your design for Android in the style of Android Q. Based on the design of material 2, it supports about 50 different applications, and new applications are constantly being added. Read: Switch on the dark mode in Android Q. Contains Android: Android 9.0, Oxygenos versions. Check Blank: Q Style (\$ 1.99) 16. Striking navigation panels - quick settings have you tried all navigation panels, but are you still not coordinated? You have to try this topic, it not only offers you a huge collection of navigation fields that are really tailor -made. With Collections by Star Wars, Marvel, DC etc. You approach 48 different navigation fields that you can upgrade in the paid version to 100. You should definitely try this topic if you need custom navigation fields and quick settings. Supported Android versions: AOSP Rome, Android 7.8.9, Oxygenos to Android 8 and Samsung Experience with Android 7.8.9. Take a look at Vivid Navbars [free of charge]. 17. Valeria is one of the most popular topics that support most runs. The theme design includes a continuous and transparent background, two colors with more than 25 accents. It supports more than 100 overlays, which means that most of their applications of third-party providers are perfectly designed. With this design you can even change the third-party providers are perfectly designed. With this design you can even change the font on your system. I say, look. Supported Android applications: Samsung Oreo and Pie, Oxygenos Oreo and Pie, Android 7+ (except Stock Nougat). Try Valeria from (free) 18. Pitchblack What does an amoled screen bring if the system does not implement it properly? Pitchblack is a substrate theme that was developed to be displayed on the best displays. If you add UI elements contrasting accent colors, change colors in the application, create your own background. Pitch Black has more than 130 combinations that you can install on your phone. Read: Over 20 of the best Android apps with Dark Mode supported Android versions: Android Aosp Nugat, Oreo, Oxygenos Oreo, Pie, Oxygenos Pie. Take a look at Pitch Black (\$ 0.99) on 19. Another perfect substratum theme is for biohazard, standard Android and oxygen. The theme transforms a large part of the system, including third-party applications. You can overlay about 60 apps and customize each one. Notifications, quick settings windows, converter, settings, you get a complete makeover with this theme. See if you need a topic that will appeal to all students. Supported Android versions: Android 7.1, 8.0, 8.1, 9.0, Oxygenos Oreo. Check out Biohazard (\$1.99) once you start using 20.Mono/Art Substrate Themes, you'll always want more. Mono has a unique design mixed with short icons, Android Q-style accent and special navigation bar. You can get the dark version or install the outdoor version from the Play Store. It would be nice to switch between them, but here we are. The theme is only \$1.99 which is good. Supported versions: Google and Special Aosp based on 8.1, 9.0 ROM, Oxygen OS and Stock Samsung. Check out Mono/Art (\$1.99). Best Background Themes are some of the best background themes for your installed Android smartphone. Most themes work on Android Nougat, Oreo and Pie. Oreo 8.1 offers a theme app without root access. To do this, simply set up the paid Andromeda -in socket. Some of the apps in this list may also include large third-party apps. Let us know which themes you like the most in the comments below. Read: Check out the best screenshot apps for Android (no root)

